



ASBK.COM.AU f t i y

# Round 2 : Wakefield Park Raceway : March 17 - 19

## SUPERSPORT 300

### Race 2

Date: 19/03/17  
 Event: R08  
 Weather: Cloudy & windy - 23.9C  
 Track: Dry - Temp: 31.2C

Started at: 13:05:33  
 Laps: 10  
 Starters: 33  
 Printed at: 14:04

### AMENDED CLASSIFICATION

Pos	No	Gr	Name	Class	Machine	Laps	Race Time	Behind	Fastest Lap	On Lap
1	87	A	Zac LEVY (QLD) / Puma RV's / Hannay Lawyers / Kabuto Helmets / TCX Boots / YRD	>300	Yamaha R3 321	10	11:43.677		1:08.351	9
2	29	J	Billy VAN EERDE (NSW) / KTM Aust. / Chris Watson M-cycles / Voight Contracting / SHOEL Helmets	>300	KTM RC 390	10	11:46.701	3.024	1:09.340	7
3	33		Reid BATTYE (NSW) / DB Racing / IPONE / Ficeda Accessories / Shark Helmets / Falco / IXON	<300	Kawasaki Ninja 300	10	11:47.515	3.838	1:08.993	5
4	86	B	Oliver BAYLISS (QLD)	<300	Kawasaki Ninja 300	10	11:51.854	8.177	1:09.973	9
5	1	A	Brandon DEMMERY (NSW) / Deborah Motorsport / 2Thugs Customs	>300	Yamaha R3 321	10	11:51.985	8.308	1:09.359	9
6	44	C	Tom BRAMICH (VIC) / Ron Angel Classic Racing / Nolan Helmets / Ricondi Leathers	>300	Yamaha R3 321	10	11:52.953	9.276	1:10.265	6
7	71	J	Tommy EDWARDS (NSW) / Alpinestars / Repsol / Dunlop / Steeline Hunter / Inglis Plumbing	>300	Yamaha R3 321	10	11:53.591	9.914	1:10.576	5
8	333	B	Yannis SHAW (NSW) / BCperformance Junior Team / LandscapeSupplies.com.au / Ipone	<300	Kawasaki Ninja 300	10	11:53.609	9.932	1:09.858	7
9	37	J	Jack MAHAFFY (VIC) / JDS Moto / JTL Insurance / Eastern Security Doors / TelMe Fleet / Signpro	>300	Yamaha R3 321	10	11:54.096	10.419	1:10.026	9
10	20	B	Hunter FORD (NSW) / O Fox / City Coast M-cycles / MV Agusta Parramatta / Earmold / RST	>300	Yamaha R3 321	10	11:57.598	13.921	1:09.432	7
11	39	J	Scott NICHOLSON (VIC) / G. Williams Motorcycle Engineering / Traction Control Suspension	<300	Kawasaki Ninja 300	10	11:59.371	15.694	1:10.029	5
12	23		Corey BRIFFA (NSW) / St. Phillip Christian College Cessnock / Eastcoast Suppliments Cessnock	>300	Yamaha R3 321	10	12:02.919	19.242	1:10.185	10
13	42	C	Jack PASSFIELD (NSW) / Stay Upright / GASD Suspension / D Moto / Valley Fitness / Link Int.	>300	Yamaha R3 321	10	12:05.709	22.032	1:11.152	2
14	85		Ty LYNCH (SA) / Adelaide Motorcycle Recovery / Coast Yamaha / Y-AIM SA / Shane & Amy	>300	Yamaha R3 321	10	12:11.252	27.575	1:10.031	8
15	21		Jarred BROOK (QLD) / KTM Aust. / Link International / Motul / Pirelli / McLeod Accessories	>300	KTM RC 390	10	12:12.464	28.787	1:11.528	5
16	355	C	Laura BROWN (NSW) / WNR / Shark Helmets / Pirelli / Draggin Jeans / Link / Falco Boots / IXON	<300	Kawasaki Ninja 300	10	12:22.302	38.625	1:11.112	8
17	24		Ben BRAMICH (VIC) / Ron Angel Classic Racing / Nolan Helmets / Ricondi / BoardPro	>300	Yamaha R3 321	10	12:26.212	42.535	1:13.364	7
18	152	D	Dan THOMAS (NSW) / LTR / Inglis Racing / Marriott Smash Repair / Super Moto Armidale	>300	Yamaha R3 321	10	12:33.047	49.370	1:13.047	9
19	34		Boyd HOCKING (VIC) / DPH Motorsport Yamaha	>300	Yamaha R3 321	10	12:33.184	49.507	1:12.932	10


*Scott Laing*  
 Chief Time Keeper - Scott Laing

*Tom Williams*  
 Clerk of Course - Tom Williams

Computime Race Timing Systems Pty Ltd © 1996  
 Licensed to Computime Race Timing Systems

[www.computime.com.au](http://www.computime.com.au)

COMPUTIME RACE TIMING SYSTEMS PTY LTD





ASBK.COM.AU f t i y

## Round 2 : Wakefield Park Raceway : March 17 - 19

### SUPERSPORT 300

#### Race 2

Date: 19/03/17  
 Event: R08  
 Weather: Cloudy & windy - 23.9C  
 Track: Dry - Temp: 31.2C

Started at: 13:05:33  
 Laps: 10  
 Starters: 33  
 Printed at: 14:04

### AMENDED CLASSIFICATION

Pos	No	Gr	Name	Class	Machine	Laps	Race Time	Behind	Fastest Lap	On Lap
20	88	B	Luke SANDERS (VIC) / R&D Sanders Electrical	<300	Kawasaki Ninja 300	10	12:33.900	50.223	1:13.164	8
21	10	B	Callum O'BRIEN (WA) / Clean Ride Racing / Corse M-cycles Perth / Motorcycle Panel and Paint	>300	KTM RC 390	10	12:42.214	58.537	1:14.072	2
22	337	C	Gregory FARRELL (NSW) / BCperformance / Landscapesupplies.com.au	<300	Kawasaki Ninja 300	10	12:50.029	1:06.352	1:13.600	8
23	15	J	Bronson Joel PICKETT (WA) / Steve's M-cycles / Pete's Harley Services / JW Moto Parts / M & B Rubbish Disp.	<300	Kawasaki Ninja 300	10	12:52.541	1:08.864	1:14.105	6
24	148	D	Nathan BOLAND (NSW)	<300	Kawasaki Ninja 300	10	12:55.542	1:11.865	1:16.036	5
25	520		Shelby TURNER (QLD) / CTR / Motorcycle Exhaust Professionals / West Sliders / Procycle Dyno	<300	Kawasaki Ninja 300	9	11:43.753	1 Lap	1:15.889	8
26	31		Chris DOBIE (NSW) / AMCN / Pirelli / YMF / Fred Gassit Yukkarn	>300	Yamaha R3 321	9	11:47.890	1 Lap	1:15.382	8
27	51	C	Austin BARNES (VIC) / Enterprise Payroll	<300	Kawasaki Ninja 300	9	11:52.806	1 Lap	1:16.242	7
28	371	C	Scott CHAPMAN (NSW) / Zenith Motorcycle Tours / Zenith Removals	<300	Kawasaki Ninja 300	9	11:54.511	1 Lap	1:16.916	8
29	64	D	Ashley ARMITT (NSW) / Proworx Racing / Discount M-cycle Tyres / Mick Muldoon M-cycles	<300	Kawasaki Ninja 300	9	11:55.834	1 Lap	1:16.874	9
30	65	C	Jonah SITA (WA) / Flashpoint Motosport	>300	Yamaha R3 321	9	12:23.398	1 Lap	1:19.170	2
31	22	D	Keegan PICKERING (NSW) / Maroochydoore Beach Motel / DTCC / Bridgestone Tyres / Westy	<300	Kawasaki Ninja 300	9	12:26.452	1 Lap	1:17.783	2
32	133	D	Grace POUTCH (VIC) / Phillip Island Off-Track Accommodation / SC Project	<300	Kawasaki Ninja 300	8	12:08.046	2 Laps	1:16.498	5
DNF	93	B	Drew SELLS (VIC) / Race Center / Peter Stevens Motorcycles / Oilee Racing / Rubick	<300	Kawasaki Ninja 300	2	2:28.773	8 Laps	1:09.850	2

Fastest Lap was 1:08.351 by Zac LEVY (QLD)

Current race lap record for SS300 class - 1:08.097 by Brandon DEMMERY (NSW) on a Ninja 300 set on 14/09/14

\*\*\* Rider 355 (Laura BROWN (NSW)) - 10 second penalty imposed by Clerk of Course for jumped start \*\*\*

The results are provisional until the end of the time limit for protests and appeals.

*Scott Laing*  
 Chief Time Keeper - Scott Laing


*Tom Williams*  
 Clerk of Course - Tom Williams



Computime Race Timing Systems Pty Ltd © 1996  
 Licensed to Computime Race Timing Systems

[www.computime.com.au](http://www.computime.com.au)

COMPUTIME RACE TIMING SYSTEMS PTY LTD





ASBK.COM.AU f t i y

# Round 2 : Wakefield Park Raceway : March 17 - 19

## SUPERSPORT 300

### Race 2

Date: 19/03/17  
 Event: R08  
 Weather: Cloudy & windy - 23.9C  
 Track: Dry - Temp: 31.2C

Started at: 13:05:33  
 Laps: 10  
 Starters: 33  
 Printed at: 14:04

### AMENDED LAP TIMES

No	Name	Lap 1	Lap 2	Lap 3	Lap 4	Lap 5	Lap 6	Lap 7	Lap 8	Lap 9	Lap 10
1	Brandon DEMMERY (NSW)	1:20.086	1:10.395	1:10.365	1:09.763	1:10.075	1:10.056	1:10.662	1:10.080	<b>1:09.359</b>	1:11.144
10	Callum O'BRIEN (WA)	1:22.302	<b>1:14.072</b>	1:22.693	1:15.524	1:14.639	1:14.589	1:14.419	1:14.502	1:14.631	1:14.843
15	Bronson Joel PICKETT (WA)	1:27.593	1:17.548	1:17.628	1:15.254	1:14.917	<b>1:14.105</b>	1:14.298	1:15.906	1:17.399	1:17.893
20	Hunter FORD (NSW)	1:19.911	1:11.547	1:11.854	1:11.417	1:11.371	1:09.850	<b>1:09.432</b>	1:10.301	1:11.703	1:10.212
21	Jarred BROOK (QLD)	1:20.902	1:12.102	1:11.918	1:11.716	<b>1:11.528</b>	1:11.536	1:12.755	1:14.282	1:13.678	1:12.047
22	Keegan PICKERING (NSW)	1:26.679	<b>1:17.783</b>	1:20.198	1:19.727	1:20.263	1:23.168	1:26.771	1:26.355	1:25.508	
23	Corey BRIFFA (NSW)	1:20.391	1:11.529	1:11.280	1:11.348	1:11.525	1:12.659	1:10.808	1:11.527	1:11.667	<b>1:10.185</b>
24	Ben BRAMICH (VIC)	1:21.856	1:13.394	1:14.099	1:13.864	1:13.809	1:13.967	<b>1:13.364</b>	1:14.094	1:14.264	1:13.501
29	Billy VAN EERDE (NSW)	1:16.426	1:11.029	1:11.097	1:09.812	1:09.345	1:10.579	<b>1:09.340</b>	1:09.660	1:09.882	1:09.531
31	Chris DOBIE (NSW)	1:28.201	1:17.721	1:19.653	1:19.620	1:17.975	1:16.925	1:16.523	<b>1:15.382</b>	1:15.890	
33	Reid BATTYE (NSW)	1:17.300	1:10.663	1:10.680	1:10.064	<b>1:08.993</b>	1:10.780	1:09.149	1:09.844	1:09.963	1:10.079
34	Boyd HOCKING (VIC)	1:25.273	1:16.055	1:16.500	1:14.351	1:13.426	1:14.054	1:13.769	1:13.856	1:12.968	<b>1:12.932</b>
37	Jack MAHAFFY (VIC)	1:17.282	1:10.767	1:11.098	1:10.753	1:10.672	1:10.656	1:10.652	1:10.955	<b>1:10.026</b>	1:11.235
39	Scott NICHOLSON (VIC)	1:19.785	1:11.203	1:11.867	1:10.514	<b>1:10.029</b>	1:11.322	1:10.496	1:11.443	1:11.976	1:10.736
42	Jack PASSFIELD (NSW)	1:19.252	<b>1:11.152</b>	1:12.488	1:11.708	1:11.454	1:11.977	1:12.081	1:11.394	1:12.790	1:11.413
44	Tom BRAMICH (VIC)	1:16.838	1:11.435	1:10.756	1:10.828	1:10.328	<b>1:10.265</b>	1:10.669	1:11.062	1:10.348	1:10.424
51	Austin BARNES (VIC)	1:29.854	1:18.806	1:19.950	1:18.963	1:17.914	1:17.336	<b>1:16.242</b>	1:17.135	1:16.606	
64	Ashley ARMITT (NSW)	1:26.491	1:18.197	1:20.076	1:21.260	1:18.064	1:17.905	1:17.473	1:19.494	<b>1:16.874</b>	
65	Jonah SITA (WA)	1:30.786	<b>1:19.170</b>	1:20.830	1:20.409	1:20.623	1:21.358	1:21.654	1:25.548	1:23.020	
71	Tommy EDWARDS (NSW)	1:16.590	1:10.742	1:11.190	1:10.940	<b>1:10.576</b>	1:10.625	1:10.718	1:10.747	1:10.652	1:10.811
85	Ty LYNCH (SA)	1:30.331	1:13.646	1:13.091	1:11.821	1:11.193	1:10.644	1:10.354	<b>1:10.031</b>	1:10.100	1:10.041
86	Oliver BAYLISS (QLD)	1:18.493	1:10.449	1:10.207	1:10.779	1:10.507	1:10.068	1:10.200	1:10.104	<b>1:09.973</b>	1:11.074
87	Zac LEVY (QLD)	1:17.308	1:10.273	1:11.137	1:10.782	1:10.101	1:08.950	1:09.080	1:08.421	<b>1:08.351</b>	1:09.274
88	Luke SANDERS (VIC)	1:25.567	1:15.866	1:15.714	1:14.001	1:13.982	1:14.638	1:13.518	<b>1:13.164</b>	1:13.350	1:14.100
93	Drew SELLS (VIC)	1:18.923	<b>1:09.850</b>								
133	Grace POUTCH (VIC)	1:28.210	2:51.344	1:22.195	1:17.928	<b>1:16.498</b>	1:18.223	1:16.983	1:16.665		
148	Nathan BOLAND (NSW)	1:24.648	1:16.914	1:18.759	1:16.769	<b>1:16.036</b>	1:16.276	1:16.287	1:16.410	1:16.187	1:17.256
152	Dan THOMAS (NSW)	1:24.325	1:15.768	1:15.935	1:15.013	1:14.132	1:14.562	1:13.989	1:13.193	<b>1:13.047</b>	1:13.083
333	Yannis SHAW (NSW)	1:18.632	1:10.736	1:11.210	1:11.040	1:10.734	1:10.053	<b>1:09.858</b>	1:11.009	1:09.974	1:10.363
337	Gregory FARRELL (NSW)	1:27.499	1:18.142	1:20.111	1:17.809	1:15.928	1:15.268	1:13.731	<b>1:13.600</b>	1:13.828	1:14.113
355	Laura BROWN (NSW)	1:24.408	1:12.042	1:12.984	1:12.590	1:11.911	1:11.668	1:11.639	<b>1:11.112</b>	1:12.310	1:11.638
371	Scott CHAPMAN (NSW)	1:29.066	1:17.342	1:19.515	1:19.469	1:17.720	1:17.274	1:17.747	<b>1:16.916</b>	1:19.462	
520	Shelby TURNER (QLD)	1:27.003	1:17.962	1:19.978	1:17.415	1:16.592	1:16.068	1:16.593	<b>1:15.889</b>	1:16.253	

\*\*\* Rider 355 (Laura BROWN (NSW)) - 10 second penalty imposed by Clerk of Course for jumped start \*\*\*


*Scott Laing*  
 Chief Time Keeper - Scott Laing

*Tom Williams*  
 Clerk of Course - Tom Williams

Computime Race Timing Systems Pty Ltd © 1996  
 Licensed to Computime Race Timing Systems

[www.computime.com.au](http://www.computime.com.au)

COMPUTIME RACE TIMING SYSTEMS PTY LTD





ASBK.COM.AU f t i y

# Round 2 : Wakefield Park Raceway : March 17 - 19

## SUPERSPORT 300

### Race 2

Date: 19/03/17  
Event: R08  
Weather: Cloudy & windy - 23.9C  
Track: Dry - Temp: 31.2C

Started at: 13:05:33  
Laps: 10  
Starters: 33  
Printed at: 14:04

## AMENDED LAP TIMES

No Name

The results are provisional until the end of the time limit for protests and appeals.

*Scott Laing*  
.....  
Chief Time Keeper - Scott Laing

*Tom Williams*  
.....  
Clerk of Course - Tom Williams



Computime Race Timing Systems Pty Ltd © 1996  
Licensed to Computime Race Timing Systems

[www.computime.com.au](http://www.computime.com.au)

COMPUTIME RACE TIMING SYSTEMS PTY LTD



ASBK.COM.AU f t i y

## Round 2 : Wakefield Park Raceway : March 17 - 19

### SUPERSPORT 300

#### Race 2

Date: 19/03/17  
 Event: R08  
 Weather: Cloudy & windy - 23.9C  
 Track: Dry - Temp: 31.2C

Started at: 13:05:33  
 Laps: 10  
 Starters: 33  
 Printed at: 14:04

### AMENDED FASTEST LAPS SEQUENCE

Lap	Race Pos	No	Name	Machine	Fastest Lap	On Lap
1	1	29	Billy VAN EERDE (NSW)	KTM RC 390	1:16.426	1
2	1	71	Tommy EDWARDS (NSW)	Yamaha R3 321	1:10.742	2
2	3	87	Zac LEVY (QLD)	Yamaha R3 321	1:10.273	2
2	7	93	Drew SELLS (VIC)	Kawasaki Ninja 300	1:09.850	2
4	1	29	Billy VAN EERDE (NSW)	KTM RC 390	1:09.812	4
4	8	1	Brandon DEMMERY (NSW)	Yamaha R3 321	1:09.763	4
5	1	33	Reid BATTYE (NSW)	Kawasaki Ninja 300	1:08.993	5
6	3	87	Zac LEVY (QLD)	Yamaha R3 321	1:08.950	6
8	1	87	Zac LEVY (QLD)	Yamaha R3 321	1:08.421	8
9	1	87	Zac LEVY (QLD)	Yamaha R3 321	1:08.351	9

\*\*\* Rider 355 (Laura BROWN (NSW)) - 10 second penalty imposed by Clerk of Course for jumped start \*\*\*

The results are provisional until the end of the time limit for protests and appeals.

*Scott Laing*  
 Chief Time Keeper - Scott Laing


*Tom Williams*  
 Clerk of Course - Tom Williams



Computime Race Timing Systems Pty Ltd © 1996  
 Licensed to Computime Race Timing Systems

[www.computime.com.au](http://www.computime.com.au)

COMPUTIME RACE TIMING SYSTEMS PTY LTD





ASBK.COM.AU f t i y

# Round 2 : Wakefield Park Raceway : March 17 - 19

## SUPERSPORT 300

### Race 2

Date: 19/03/17  
 Event: R08  
 Weather: Cloudy & windy - 23.9C  
 Track: Dry - Temp: 31.2C

Started at: 13:05:33  
 Laps: 10  
 Starters: 33  
 Printed at: 14:04

### AMENDED LAP SHEET

No	Lap Time	Gap	No	Lap Time	Gap	No	Lap Time	Gap	No	Lap Time	Gap	No	Lap Time	Gap
			31	1:28.201	11.775	148	1:16.914	14.230	152	1:15.935	17.506	42	1:11.708	6.236
<b>Lap 1</b>			133	1:28.210	11.784	85	1:13.646	16.645	85	1:13.091	18.546	20	1:11.417	6.365
29	1:16.426		371	1:29.066	12.640	22	1:17.783	17.130	88	1:15.714	18.625	21	1:11.716	8.274
71	1:16.590	.164	51	1:29.854	13.428	64	1:18.197	17.356	34	1:16.500	19.306	355	1:12.590	13.660
44	1:16.838	.412	85	1:30.331	13.905	520	1:17.962	17.633	10	1:22.693	20.545	24	1:13.864	14.849
37	1:17.282	.856	65	1:30.786	14.360	15	1:17.548	17.809	148	1:18.759	21.799	85	1:11.821	20.525
33	1:17.300	.874				337	1:18.142	18.309	15	1:17.628	24.247	152	1:15.013	22.677
87	1:17.308	.882	<b>Lap 2</b>			31	1:17.721	18.590	22	1:20.198	26.138	88	1:14.001	22.784
86	1:18.493	2.067	71	1:10.742		371	1:17.342	19.076	64	1:20.076	26.242	34	1:14.351	23.815
333	1:18.632	2.206	29	1:11.029	.123	51	1:18.806	21.328	520	1:19.978	26.421	10	1:15.524	26.227
93	1:18.923	2.497	87	1:10.273	.249	65	1:19.170	22.624	31	1:19.653	27.053	148	1:16.769	28.726
42	1:19.252	2.826	33	1:10.663	.631				337	1:20.111	27.230	15	1:15.254	29.659
39	1:19.785	3.359	37	1:10.767	.717	<b>Lap 3</b>			371	1:19.515	27.401	520	1:17.415	33.994
20	1:19.911	3.485	44	1:11.435	.941	71	1:11.190		51	1:19.950	30.088	337	1:17.809	35.197
1	1:20.086	3.660	93	1:09.850	1.441	29	1:11.097	.030	65	1:20.830	32.264	22	1:19.727	36.023
23	1:20.391	3.965	86	1:10.449	1.610	33	1:10.680	.121	133	2:51.344	1 lap	31	1:19.620	36.831
21	1:20.902	4.476	333	1:10.736	2.036	87	1:11.137	.196				371	1:19.469	37.028
24	1:21.856	5.430	42	1:11.152	3.072	44	1:10.756	.507	<b>Lap 4</b>			64	1:21.260	37.660
10	1:22.302	5.876	1	1:10.395	3.149	37	1:11.098	.625	29	1:09.812		51	1:18.963	39.209
152	1:24.325	7.899	39	1:11.203	3.656	86	1:10.207	.627	33	1:10.064	.343	65	1:20.409	42.831
355	1:24.408	7.982	20	1:11.547	4.126	333	1:11.210	2.056	71	1:10.940	1.098	133	1:22.195	1 lap
148	1:24.648	8.222	23	1:11.529	4.588	1	1:10.365	2.324	87	1:10.782	1.136			
34	1:25.273	8.847	21	1:12.102	5.672	39	1:11.867	4.333	44	1:10.828	1.493	<b>Lap 5</b>		
88	1:25.567	9.141	24	1:13.394	7.918	42	1:12.488	4.370	37	1:10.753	1.536	33	1:08.993	
64	1:26.491	10.065	10	1:14.072	9.042	23	1:11.280	4.678	86	1:10.779	1.564	29	1:09.345	.009
22	1:26.679	10.253	355	1:12.042	9.118	20	1:11.854	4.790	1	1:09.763	2.245	87	1:10.101	1.901
520	1:27.003	10.577	152	1:15.768	12.761	21	1:11.918	6.400	333	1:11.040	3.254	71	1:10.576	2.338
337	1:27.499	11.073	34	1:16.055	13.996	24	1:14.099	10.827	39	1:10.514	5.005	44	1:10.328	2.485
15	1:27.593	11.167	88	1:15.866	14.101	355	1:12.984	10.912	23	1:11.348	6.184	86	1:10.507	2.735

*Scott Laing*  
 Chief Time Keeper - Scott Laing

*Tom Williams*  
 Clerk of Course - Tom Williams



Computime Race Timing Systems Pty Ltd © 1996  
 Licensed to Computime Race Timing Systems

[www.computime.com.au](http://www.computime.com.au)

COMPUTIME RACE TIMING SYSTEMS PTY LTD



ASBK.COM.AU f t i y

# Round 2 : Wakefield Park Raceway : March 17 - 19

## SUPERSPORT 300

### Race 2

Date: 19/03/17  
 Event: R08  
 Weather: Cloudy & windy - 23.9C  
 Track: Dry - Temp: 31.2C


Started at: 13:05:33  
 Laps: 10  
 Starters: 33  
 Printed at: 14:04

### AMENDED LAP SHEET

No	Lap Time	Gap	No	Lap Time	Gap	No	Lap Time	Gap	No	Lap Time	Gap	No	Lap Time	Gap																																																																																																																																																																																																																																																																																																																																																														
37	1:10.672	2.872	33	1:10.780	.192	65	1:21.358	1:04.88	31	1:16.523	58.990	10	1:14.502	46.688	1	1:10.075	2.984	87	1:08.950	.263	133	1:16.498	1 lap	371	1:17.747	1:00.50	15	1:15.906	51.197	333	1:10.734	4.652	44	1:10.265	2.162	51	1:16.242	1:01.43	337	1:13.600	56.036	39	1:10.029	5.698	86	1:10.068	2.215	64	1:17.473	1:01.83	148	1:16.410	56.047	42	1:11.454	8.354	71	1:10.625	2.375	<b>Lap 7</b>		520	1:15.889	1:01.44	23	1:11.525	8.373	1	1:10.056	2.452	29	1:09.340	31	1:15.382	1:05.94	20	1:11.371	8.400	37	1:10.656	2.940	33	1:09.149	.001	<b>Lap 8</b>		21	1:11.528	10.466	333	1:10.053	4.117	87	1:09.080	.003	87	1:08.421	335	1:11.911	16.235	39	1:11.322	6.432	86	1:10.200	3.075	29	1:09.660	1.236	24	1:13.809	19.322	44	1:10.669	3.491	33	1:09.844	1.421	<b>Lap 9</b>		85	1:11.193	22.382	71	1:10.718	3.753	86	1:10.104	4.755	87	1:08.351	88	1:13.982	27.430	1	1:10.662	3.774	1	1:10.080	5.430	371	1:16.916	1 lap	152	1:14.132	27.473	37	1:10.652	4.252	71	1:10.747	6.076	29	1:09.882	2.767	34	1:13.426	27.905	333	1:09.858	4.635	44	1:11.062	6.129	33	1:09.963	3.033	10	1:14.639	31.530	39	1:10.496	7.588	37	1:10.955	6.783	64	1:19.494	1 lap	15	1:14.917	35.240	20	1:09.432	7.754	333	1:11.009	7.220	86	1:09.973	6.377	148	1:16.036	35.426	23	1:10.808	11.912	133	1:18.223	2 laps	1	1:09.359	6.438	520	1:16.592	41.250	42	1:12.081	12.484	22	1:26.771	1 lap	44	1:10.348	8.126	337	1:15.928	41.789	21	1:12.755	14.829	65	1:21.654	1 lap	71	1:10.652	8.377	31	1:17.720	45.412	355	1:11.639	19.614	20	1:10.301	9.631	37	1:10.026	8.458	64	1:18.064	46.388	85	1:10.354	23.452	39	1:11.443	10.607	333	1:09.974	8.843	22	1:20.263	46.950	24	1:13.364	26.725	23	1:11.527	15.015	20	1:11.703	12.983	51	1:17.914	47.787	88	1:13.518	35.658	42	1:11.394	15.454	39	1:11.976	14.232	65	1:20.623	54.118	34	1:13.769	35.800	21	1:14.282	20.687	133	1:16.983	2 laps	37	1:10.974	8.843	133	1:17.928	1 lap	152	1:13.989	36.096	355	1:11.112	22.302	23	1:11.667	18.331	29	1:10.579	51	1:17.928	54.118	10	1:14.419	40.610	85	1:10.031	25.059	42	1:12.790	19.893	371	1:17.274	52.098	24	1:14.094	32.395	24	1:14.094	32.395	65	1:25.548	1 lap	64	1:17.905	53.705	88	1:13.164	40.398	88	1:13.164	40.398	21	1:13.678	26.014	51	1:17.336	54.535	148	1:16.287	48.061	152	1:13.193	40.865	355	1:12.310	26.261	22	1:23.168	59.530	337	1:13.731	50.860	34	1:13.856	41.232	22	1:26.355	1 lap

*Scott Laing*  
 Chief Time Keeper - Scott Laing

*Tom Williams*  
 Clerk of Course - Tom Williams



Computime Race Timing Systems Pty Ltd © 1996  
 Licensed to Computime Race Timing Systems

[www.computime.com.au](http://www.computime.com.au)

COMPUTIME RACE TIMING SYSTEMS PTY LTD



ASBK.COM.AU f t i y

# Round 2 : Wakefield Park Raceway : March 17 - 19

## SUPERSPORT 300

### Race 2

Date: 19/03/17  
 Event: R08  
 Weather: Cloudy & windy - 23.9C  
 Track: Dry - Temp: 31.2C

Started at: 13:05:33  
 Laps: 10  
 Starters: 33  
 Printed at: 14:04

### AMENDED LAP SHEET


No	Lap Time	Gap	No	Lap Time	Gap
85	1:10.100	26.808	133	1:16.665	2 laps
24	1:14.264	38.308	85	1:10.041	27.575
88	1:13.350	45.397	355	1:11.638	28.625
152	1:13.047	45.561	21	1:12.047	28.787
34	1:12.968	45.849	65	1:23.020	1 lap
10	1:14.631	52.968	24	1:13.501	42.535
15	1:17.399	1:00.24	22	1:25.508	1 lap
337	1:13.828	1:01.51	152	1:13.083	49.370
148	1:16.187	1:03.88	34	1:12.932	49.507
<b>Lap 10</b>			88	1:14.100	50.223
87	1:09.274		10	1:14.843	58.537
520	1:16.253	1 lap	337	1:14.113	1:06.35
29	1:09.531	3.024	15	1:17.893	1:08.86
33	1:10.079	3.838	148	1:17.256	1:11.86
31	1:15.890	1 lap			
86	1:11.074	8.177			
1	1:11.144	8.308			
51	1:16.606	1 lap			
44	1:10.424	9.276			
71	1:10.811	9.914			
333	1:10.363	9.932			
37	1:11.235	10.419			
371	1:19.462	1 lap			
64	1:16.874	1 lap			
20	1:10.212	13.921			
39	1:10.736	15.694			
23	1:10.185	19.242			
42	1:11.413	22.032			

\*\*\* Rider 355 (Laura BROWN (NSW)) - 10 second penalty imposed by Clerk of Course for jumped start \*\*\*

The results are provisional until the end of the time limit for protests and appeals.

*Scott Laing*  
 Chief Time Keeper - Scott Laing

*Tom Williams*  
 Clerk of Course - Tom Williams



Computime Race Timing Systems Pty Ltd © 1996  
 Licensed to Computime Race Timing Systems

[www.computime.com.au](http://www.computime.com.au)

COMPUTIME RACE TIMING SYSTEMS PTY LTD





ASBK.COM.AU f t i y

# Round 2 : Wakefield Park Raceway : March 17 - 19

## SUPERSPORT 300

### Race 2

Date: 19/03/17  
 Event: R08  
 Weather: Cloudy & windy - 23.9C  
 Track: Dry - Temp: 31.2C

Started at: 13:05:33  
 Laps: 10  
 Starters: 33  
 Printed at: 14:04

### AMENDED LAP CHART

Grid	1	2	3	4	5	6	7	8	9	10
29	29	71	71	29	33	29	29	87	87	87
44	71	29	29	33	29	33	33	29	29	29
42	44	87	33	71	87	87	87	33	33	33
71	37	33	87	87	71	44	86	86	86	86
33	33	37	44	44	44	86	44	1	1	1
41	87	44	37	37	86	71	71	71	44	44
87	86	93	86	86	37	1	1	44	71	71
333	333	86	333	1	1	37	37	37	37	333
37	93	333	1	333	333	333	333	333	333	37
85	42	42	39	39	39	39	39	20	20	20
93	39	1	42	23	42	20	20	39	39	39
86	20	39	23	42	23	42	23	23	23	23
24	1	20	20	20	20	23	42	42	42	42
23	23	23	21	21	21	21	21	21	21	85
21	21	21	24	355	355	355	355	355	355	355
148	24	24	355	24	24	85	85	85	85	21
39	10	10	152	85	85	24	24	24	24	24
20	152	355	85	152	88	34	88	88	88	152
34	355	152	88	88	152	152	34	152	152	34
1	148	34	34	34	34	88	152	34	34	88
64	34	88	10	10	10	10	10	10	10	10
10	88	148	148	148	15	15	15	15	15	337
152	64	85	15	15	148	148	148	337	337	15
88	22	22	22	520	520	337	337	148	148	148
31	520	64	64	337	337	520	520	520	520	520
22	337	520	520	22	371	31	31	31	31	31
520	15	15	31	31	31	371	371	371	51	51
133	31	337	337	371	64	64	51	51	371	371
15	133	31	371	64	22	51	64	64	64	64
355	371	371	51	51	51	22	22	65	65	65
337	51	51	65	65	65	65	65	22	22	22
371	85	65	133	133	133	133	133	133	133	133
65	65	133								

*Scott Laing*  
 Chief Time Keeper - Scott Laing

*Tom Williams*  
 Clerk of Course - Tom Williams



Computime Race Timing Systems Pty Ltd © 1996  
 Licensed to Computime Race Timing Systems

[www.computime.com.au](http://www.computime.com.au)

COMPUTIME RACE TIMING SYSTEMS PTY LTD



ASBK.COM.AU f t i y

# Round 2 : Wakefield Park Raceway : March 17 - 19

## SUPERSPORT 300

### Race 2

Date: 19/03/17  
 Event: R08  
 Weather: Cloudy & windy - 23.9C  
 Track: Dry - Temp: 31.2C

Started at: 13:05:33  
 Laps: 10  
 Starters: 33  
 Printed at: 14:04

## AMENDED LAP CHART

Grid	1	2	3	4	5	6	7	8	9	10
51										
92										

\*\*\* Rider 355 (Laura BROWN (NSW)) - 10 second penalty imposed by Clerk of Course for jumped start \*\*\*

The results are provisional until the end of the time limit for protests and appeals.



*Scott Laing*  
 Chief Time Keeper - Scott Laing

*Tom Williams*  
 Clerk of Course - Tom Williams



Computime Race Timing Systems Pty Ltd © 1996  
 Licensed to Computime Race Timing Systems

[www.computime.com.au](http://www.computime.com.au)

COMPUTIME RACE TIMING SYSTEMS PTY LTD